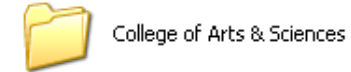
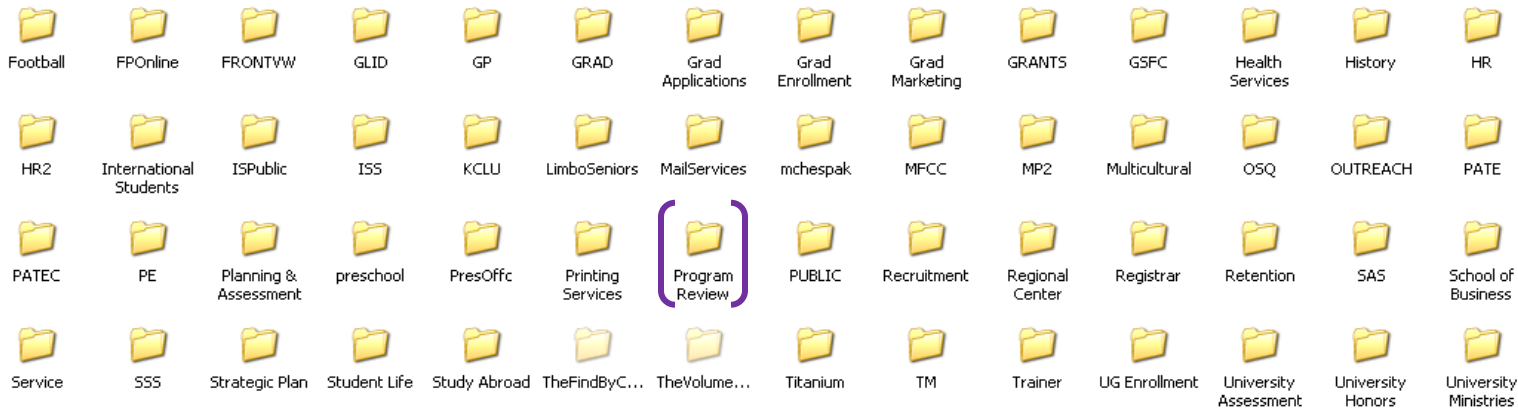
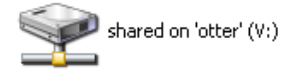


Program Review: How do I access the V Drive folder?

To access the Program Review folder **on campus** at your desk:

Begin by opening up “My Computer” and double clicking on the V Drive icon:
Then double click on the “Program Review” folder:



Double click on your college/school folder. For example, “College of Arts & Sciences” folder:

Choose the folder that corresponds to your specific department and in that folder you will see the list of appendices found in the Program Review handbook.

